

Summary Feedback

(Combined feedback broadcasted at multiple times this week)

PRE-RECORDED: Basildon FRCR 2B 'A to Zee' Course 2020

Session 11/38

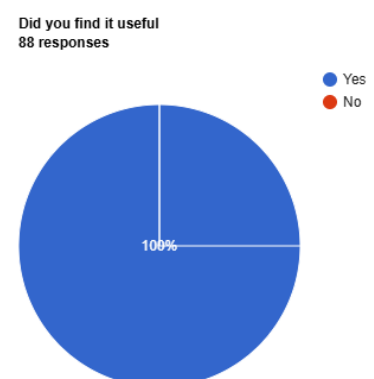
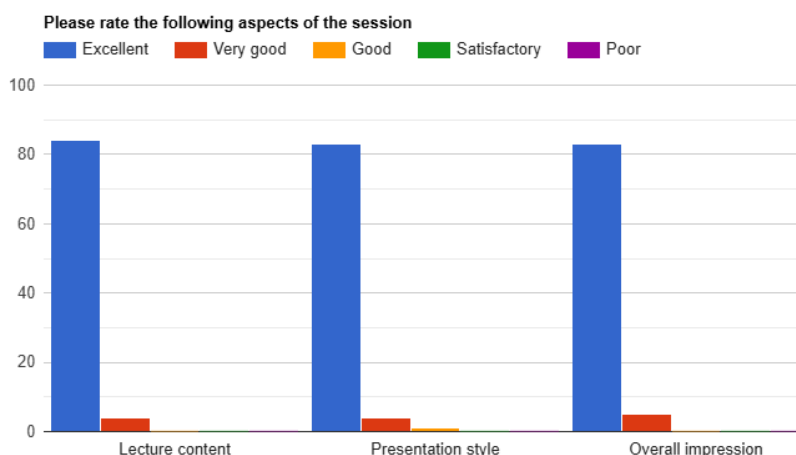
MSK for FRCR - Infection, AVN & Miscellaneous

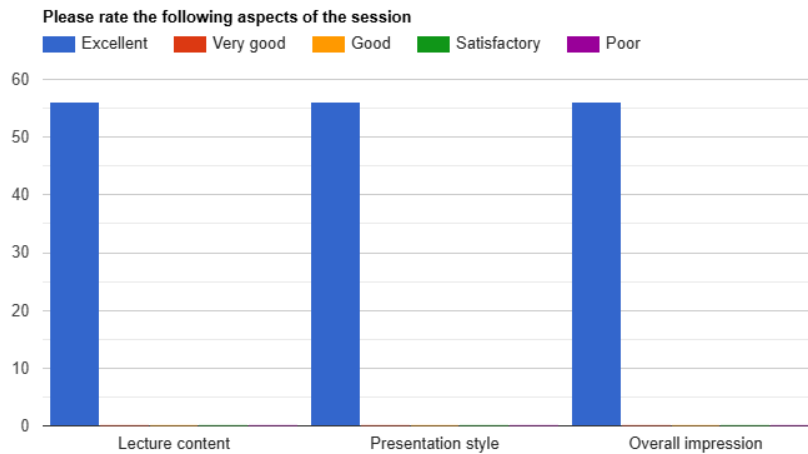
(31st May & 1st June 2025)

Lecturer: Sami Khan

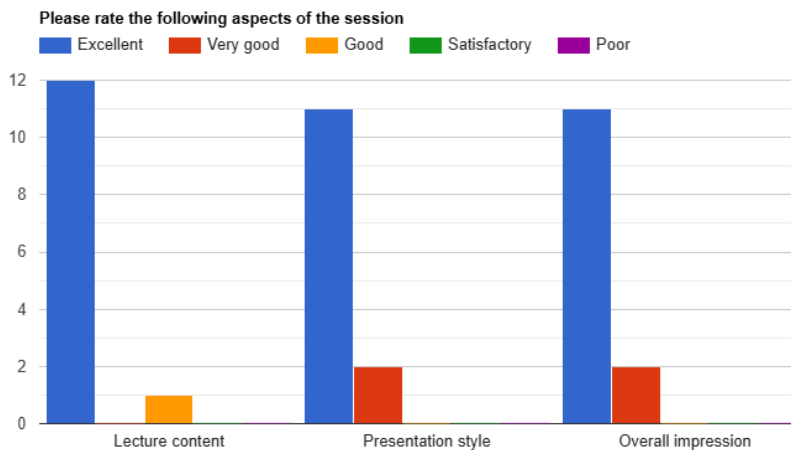
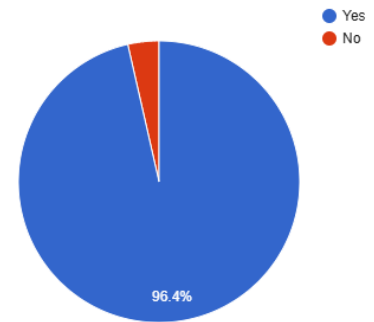
Summary Points:

- Total Attendees: 426 from 35 Countries (Algeria, Austria, Bahrain, Bangladesh, Canada, Dominica, Egypt, Ethiopia, Ghana, India, Indonesia, Iraq, Ireland, Jordan, Kenya, Libya, Malaysia, Nigeria, Norway, Oman, Pakistan, Saudi Arabia, Singapore, South Africa, Sri Lanka, Sudan, Swaziland, Thailand, Türkiye, UAE, UK, Ukraine, Yemen, Zambia, Zimbabwe).
- Total duration: 3 hours (each session broadcasted thrice during the week)
- Total feedback received from 157 participants, from three different broadcasts

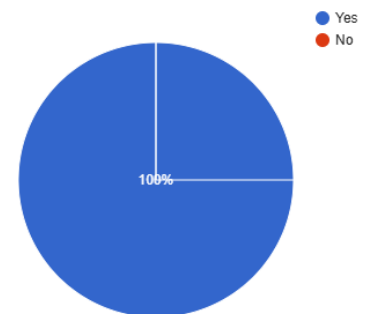




Did you find it useful
56 responses



Did you find it useful
13 responses

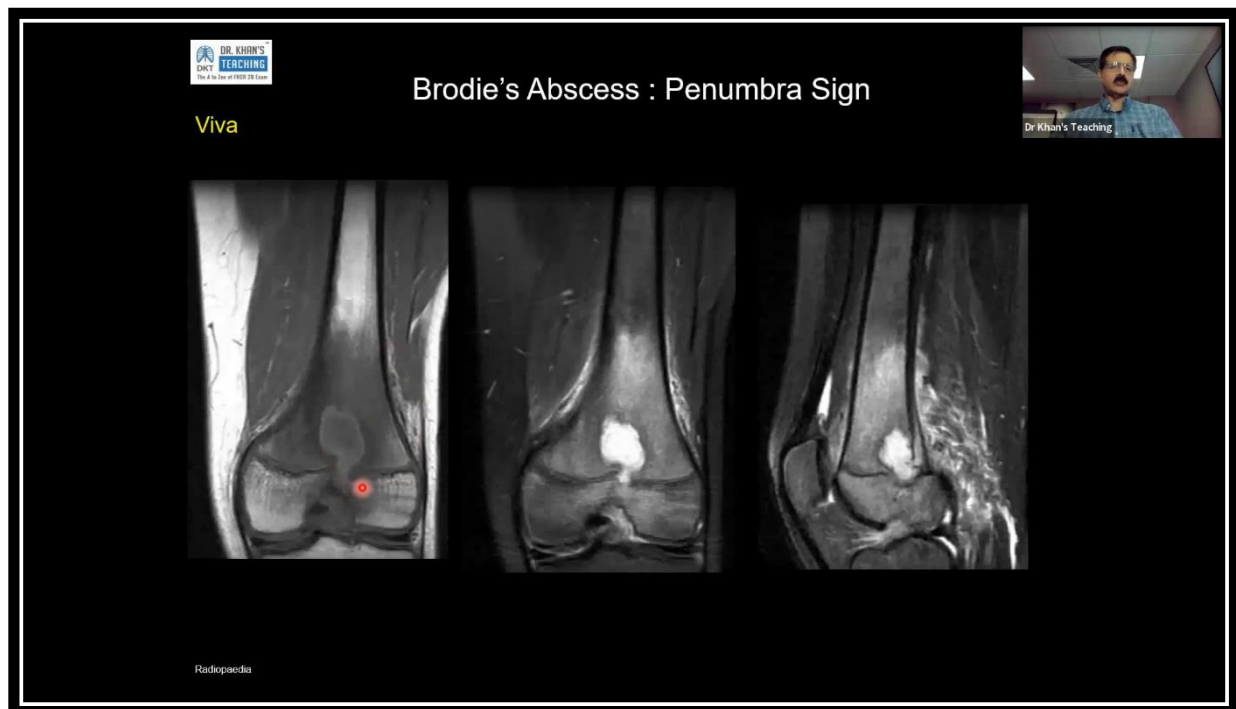



Testimonials


- Wonderful cases, wonderful teacher, excellent learning opportunity! Exceptionally clear voice! I learnt many things I wasn't taught in the whole of my 4+ years of training!! (Pakistan).
- No one can defeat the style and excellent teaching methods by Dr. Khan, very useful for exam setting and daily practice! (Malaysia).
- Very grateful for such amazing teaching sessions, exam oriented wide varieties of MSK cases with emphasis on the way of approaching a pathology with confidence. Thank Dr. Khan (India).
- Wonderful cases with comprehensive feedback to candidates of exam type. Grilling superb! (South Africa).
- The discussion part is really good after the cases, really well explains the cases and the whys, makes it look like radiology is simple (Austria).
- Great, well explained and highly informative. Thank you so much Dr. Khan (Jordan).
- Loved it (India).
- Excellent teaching by King of Radiology Dr Sami Khan! (Pakistan).
- Explanation of X-Rays was very useful because I find them the toughest (Saudi Arabia).

- Exceptional style of teaching viva session delivered by Dr. Khan, much appreciate his effort (Malaysia).
- Syphilis of the bilateral proximal metaphysis of the tibia was well taught (Ukraine).
- The explanation of the basic pathology behind the diseases was very useful (Sri Lanka).
- Viva discussions, discussing reporting language and coming up with differentials were well taught (UK).
- Excellent, absolutely enjoyed it (South Africa).
- The cases were great (Thailand).
- Excellent session as usual (UAE).
- Very, very useful. Great effort. Keep it up! Stay blessed sir! (Pakistan).
- Well done teaching sessions, well structured. Thank you! (Austria).
- Rare to see cases and revision is a perfect idea (UK).
- I liked the discussion and teaching part after cases (UK).
- The tricks to get the correct diagnosis of the cases were great (India).
- Awesome session by Dr. Khan. Tried to show us all the basic and important cases with theory revision and exam tips. I missed some part of it though. will try to catch it tomorrow again (Pakistan).
- Excellent presentation (South Africa).
- Excellent cases and explanation by Dr. Khan. Thank you very much sir (UK).
- Nice coverage of osteomyelitis on MR/CT and plain film (UK).
- The feedback and tips to tackle the real viva were the best (Singapore).
- Very rewarding (Nigeria).
- Excellent session by respected Dr. Khan. Thank you so much sir (Pakistan).
- Make more sessions per week if it is possible (Jordan).
- The infection spectrum was well taught (Pakistan).
- Interesting cases (UK).
- The whole lecture was useful (South Africa).
- Great teaching as always (UK).
- Very informative session (Pakistan).
- Great session - Thank you (UK).
- Keep up the good work (UAE).
- Good course for revision (UK).
- I liked the detailed explanation of each case (Pakistan).
- Excellent way of teaching (Pakistan).
- The cases were really useful (UAE).
- The case selection and discussion was excellent (UAE).
- I liked the thorough case discussion (Pakistan).
- Detailed review of MR images and their uses (Pakistan).
- Very good teaching of bony infections (UK).
- Images and well explained slides, excellent cases (Pakistan).
- Bone infection cases by different modalities were well taught (UK).
- Basics of infection made clear (Pakistan).
- The best! (Pakistan).
- Valuable cases and interesting discussions (UK).
- All of the aspects were useful (Pakistan).
- MSK in general is so extensive and was covered so beautifully!! (Pakistan).
- Perfect combination of theory and cases. A valuable teaching session by Dr. Khan (Pakistan).

- All the cases were useful (UK).
- Nice case tips and tricks (Pakistan).
- I liked the case selection and the teacher's style. Clear & audible voice (Egypt).
- The chapman references were really useful (Pakistan).
- The ddx especially regarding the bilateral periosteal reaction were very helpful (Jordan).
- Good work. Keep it up Dr. Khan! (Pakistan).
- Wonderful cases and teaching like always (Libya).
- Great knowledge (Pakistan).










72yrs male – neck pain


Viva



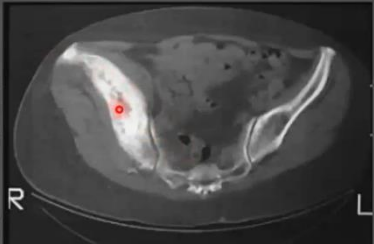
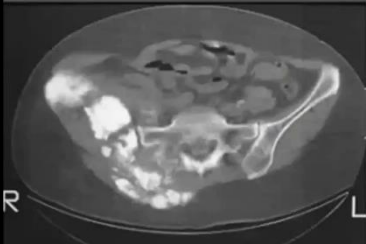
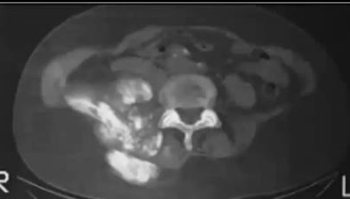


ACR

1/2





2/3



ACR

=====XX=====XX=====